

The JWU logo is displayed in a bold, yellow, sans-serif font in the upper right corner of the page. The background of the top half of the page is a dark blue gradient with a faint, embossed seal of John Wesley University. The seal features a central figure, possibly a lion or eagle, surrounded by the text "JOHN WESLEY UNIVERSITY" and "1862".

JWU

Guide for Students

Returning to Campus

Our knowledge and understanding of the COVID-19 virus continues to evolve, and our policies and plans will be updated appropriately as more information becomes available.

CONTENTS

Revised 1/4/2021



- **Guiding Principles3**
- **Return to the Campus4**
 - Welcome.....4
 - Symptom Monitoring Requirement4
 - Self-Quarantine5
- **Health & Safety Guidance6**
 - Personal Safety Practices.....6
 - Face masks/coverings.....6
 - Use and care of face coverings7
 - Physical distancing7
 - Handwashing.....8
 - Gloves8
 - Goggles/Face Shields.....8
 - Personal Disinfection.....8
 - Coughing/Sneezing Hygiene.....8
 - Guidance for Specific Campus Scenarios9
 - Learning in Classroom Environments.....9
 - Using Restrooms9
 - Using Elevators.....9
 - Meetings.....9
 - Meals.....9
 - Housing.....9
 - Well-being10
 - Key Phone Numbers.....10
 - Entry and Exit Control10

GUIDING PRINCIPLES

Johnson & Wales University’s policies and protocols for responding to the COVID-19 pandemic will be rooted in safety for our campus community.

The primary goals for Johnson & Wales University’s response to the COVID-19 pandemic are to protect the health of the JWU community and continue the institution’s mission.

JWU’s plans will also be aligned and consistent with local orders and ordinances of the city and states in which we operate, as well as the states’ phased reopening model, and will follow recommendations from the federal government (Opening Guidelines), Centers for Disease Control and Prevention (CDC), the state Departments of Health and the JWU COVID-19 Advising Team. We have also met with the Mecklenburg County Department of Health to get specific guidance and approval on room capacities on campus.

Our knowledge and understanding of the COVID-19 virus continues to evolve, and our policies and plans will be updated appropriately, as more information becomes available.





Welcome

We are looking forward to welcoming our first-year students, seniors, our students enrolled in labs, student-athletes, and our students participating in internships back to campus for the spring 2021 semester. As we continue our modified campus operations from fall this spring, we will have to work together to abide by the federal, state and local government guidance and laws that have been put forth to protect the wellbeing and safety of all. It is important that all members of the community are part of the effort to ensure safety.

Symptom Monitoring Requirement:

Students must complete the COVID-19 questionnaire daily. The questionnaire is available on jwuLink or the JWU Mobile app. The questionnaire will assess students for symptoms, including temperature, that may make them at risk. Be sure to bring a thermometer to campus so that you can check your temperature daily. If a student is deemed at risk, they will receive a red X and should not leave their room/home. If a student is cleared to go to class, they will receive a green check mark. Students will be asked to share their questionnaire results before entering class or labs and can be asked to share those results before entering any campus building. Should a student test positive for COVID-19, they will be encouraged to go home (if possible) or will be moved to a designated self-isolation apartment in City View Towers where they will remain in isolation with daily monitoring of symptoms.

At this time, symptoms for which you should monitor include one or more of the following:

- Cough
- Shortness of breath or difficulty breathing
- Fever
- Chills
- Congestion or runny nose
- Muscle or body aches
- Headache
- Sore throat
- Fatigue
- Nausea, vomiting or diarrhea
- New loss of taste or smell



continued to next page

According to the CDC, individuals of a certain age or with certain conditions may have a higher risk for COVID-19 infection. High risk individuals should consider their safety and make the best choice for themselves on returning to campus. That may include:

- Adults aged 65 years and older
- People with the following conditions:
 - HIV
 - Asthma (moderate-to-severe)
 - Chronic lung disease
 - Diabetes
 - Serious heart conditions
 - Chronic kidney disease being treated with dialysis
 - Severe obesity
 - A compromised immune system
- Marginalized Populations

Quarantine Before Return

All students are encouraged to quarantine from home for 14 days prior to arriving on campus.

Please contact Residential Life at reslife.clt@jwu.edu to make arrangements for early arrival if you are unable to quarantine from home.

Point of Origin Testing

All students must provide a negative test result within 72 hours of their anticipated arrival on campus. Negative test results should be emailed to clt.covidtestresults@jwu.edu.

Upon submitting your negative results, you will receive a submission confirmation email. Save this email as it will serve as your clearance to return to campus and class. If you test positive, students should stay home, email their results to hcs.clt@jwu.edu, and will need to work with Health Services for clearance regarding their return to campus. For more details on the point of origin testing protocol, check the [return for spring 2021](#) email.

COVID-19 Conduct Protocol

This return to campus guide outlines many of the expectations of students for their fall return to campus; however, students should refer to the university's [COVID-19 Conduct Protocol](#) for all behavioral expectations. It is important that all members of the community comply with these expectations to ensure a safe return to campus and to ensure our ability to continue classes through the fall semester. Check out these policies on the [jwuLink](#) homepage.



HEALTH & SAFETY GUIDANCE





Personal Safety Practices

Face Masks/Cloth Face Coverings: To help keep each other safe, we are asking all faculty, staff, and students to maintain a 6-foot physical distance at all times, inside and outside when on campus. Everyone must wear a mask or face covering when in a public place (e.g., common work spaces, meeting rooms, classrooms, etc.), both indoors and outdoors, unless they are in a private office/bedroom or outdoor space where they can maintain 6-foot physical distancing. Appropriate use of face masks or coverings is critical in minimizing risks to others near you. You could spread COVID-19 to others even if you do not feel sick. The face mask or covering is not a substitute for physical distancing.

Faculty and students will be required to wear masks in all classrooms and labs. Two masks will be provided to all new students upon arrival on campus and additional masks can be purchased at The Village Bookstore. We also encourage students to purchase or bring additional masks.

Cloth face coverings must only be worn for one day at a time and must be properly laundered before use again. Having a supply of cloth face coverings can help reduce the need for daily laundering.

See details regarding mask use and care below.

| | Type and Intended Use of Face Coverings/Masks | | | |
|--------------|---|---|---|---|
| Type |  |  |  |  |
| Description | Home-made or commercially manufactured face coverings that are washable and help contain wearer's respiratory emissions | Commercially manufactured masks that help contain wearer's respiratory emissions | FDA-approved masks to protect the wearer from large droplets and splashes; helps contain wearer's respiratory emissions | Provide effective respiratory protection from airborne particles and aerosols; helps contain wearer's respiratory emissions |
| Intended use | Required for campus community use in non-healthcare settings (office spaces, general research/work settings, shops, and community areas where 6' physical distancing cannot be consistently maintained). Must be replaced daily. Will likely be necessary for ingress and egress; not required when working alone in an office. | | These masks are reserved for healthcare workers and other approved areas at JWU. | |

continued to next page

Use and Care of Face Coverings

Putting on the Face Covering/Mask:

- Wash hands or use hand sanitizer prior to handling the face covering/mask.
- Ensure the face covering/mask fits over the nose and under the chin.
- Situate the face covering/mask properly with nose wire snug against the nose (where applicable).
- Tie straps behind the head and neck or loop around the ears.
- Throughout the process, avoid touching the front of the face covering/mask.



Use hand sanitizer

Taking off the Face Covering/Mask:

- Do not touch your eyes, nose, or mouth when removing the face covering/mask.
- When taking off the face covering/mask, loop your finger into the strap and pull the strap away from the ear or untie straps.
- Wash hands immediately after removing.

Care, Storage, and Laundering:

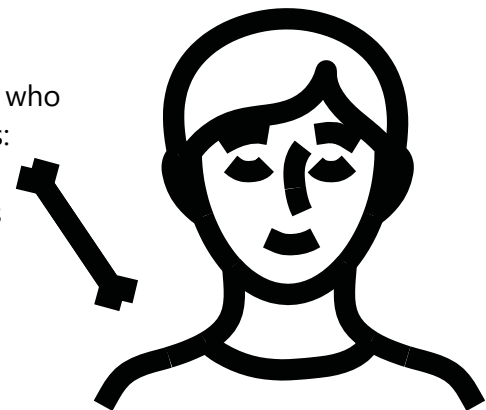
- Keep face coverings/masks stored in a paper bag when not in use.
- Cloth face coverings may not be used more than one day at a time and must be washed after use. Cloth face coverings should be properly laundered with regular clothing detergent before first use and after each shift. Cloth coverings should be replaced immediately if soiled, damaged (e.g., ripped, punctured, etc.) or visibly contaminated.
- Disposable masks must not be used for more than one day and should be placed in the trash after your shift or if it is soiled, damaged (e.g., stretched ear loops, torn or punctured material) or visibly contaminated.

Physical Distancing: Keeping space between you and others is one of the best tools we have to avoid being exposed to the COVID-19 virus and slowing its spread. Since people can spread the virus before they know they are sick, it is important to stay away from others when possible, even if neither you nor they seem to have symptoms.

The university has received approval from the Mecklenburg County Department of Health to base occupancy in classrooms and labs on the ability to maintain 6 feet of physical distancing.

Physical distancing is important for everyone, especially to help protect people who are at higher risk of getting very sick. Follow these physical distancing practices:

- Stay at least 6 feet (about 2 arms' length) from other people at all times
- Do not gather in groups larger than the maximum determined by your local jurisdiction
- Avoid break rooms/lobbies for long periods of time
- Take the stairs and avoid elevators when possible
- Stay out of crowded places and avoid mass gatherings




continued to next page

Handwashing: Wash your hands often with soap and water for at least 20 seconds, especially after you have been in a public place or after blowing your nose, coughing, sneezing or touching your face. If soap and water are not readily available, use a hand sanitizer that contains at least 60% alcohol. Cover all surfaces of your hands and rub them together until they feel dry. Avoid touching your eyes, nose, mouth, and wash your hands after touching your face.

Gloves: Gloves are not necessary for general use and do not replace good hand hygiene. Washing your hands is considered the best practice for common everyday tasks. Healthcare workers and others in high-risk areas should use gloves as part of PPE (Personal Protective Equipment) according to the CDC.

Goggles/Face Shields: Students do not need to wear goggles or face shields as part of general activity on campus. Good hand hygiene and avoiding touching your face are generally sufficient for non-healthcare environments. Face shields are not a substitution for cloth face coverings or masks.

Personal Disinfection: Students should follow CDC guidelines to clean apartments and personal items such as phones. Additional care should be taken to wipe down commonly used surfaces such as countertops, appliances, doorknobs, light switches, etc.



Handwashing

Coughing



Coughing/Sneezing Hygiene: If you are in a private setting and do not have on your cloth face covering, remember to always cover your mouth and nose with a tissue when you cough or sneeze, or use the inside of your elbow. Throw used tissues in the trash. Immediately wash your hands with soap and water for at least 20 seconds. If soap and water are not available, clean your hands with a hand sanitizer that contains at least 60% alcohol.

continued to next page

Guidance for Specific Campus Scenarios

Learning in Classroom Environments: Students should maintain appropriate physical distancing inside all classroom environments. If you are inside any JWU facility a 6-foot physical distance is encouraged. Masks/face coverings should be worn at all times. For common areas and lobbies, Facilities Management will provide signage and arrows to provide visual cues related to best practice.

Using Restrooms: Use of restrooms should be limited based on size to ensure at least 6 feet distance between individuals. Wash your hands thoroughly afterward to reduce the potential transmission of the virus.

Using Elevators: Limitations will be posted on elevator capacity. Please use stairs whenever possible. If you are using the elevator, wear your mask or face covering and avoid touching the elevator buttons with your exposed hand/fingers, if possible. Wash your hands or use hand sanitizer with at least 60% alcohol upon departing the elevator.

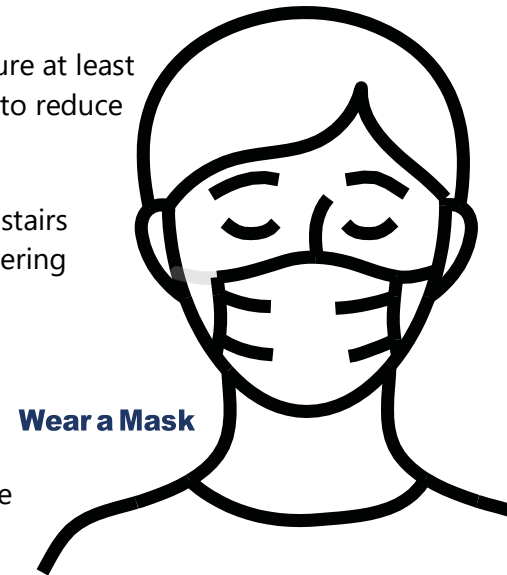
Meetings: Convening in groups increases the risk of viral transmission. Where feasible, meetings should be held in whole or part using the extensive range of available collaboration tools (e.g., Skype for Business, Zoom, Microsoft Teams, or other software approved by IT, telephone, etc.).

In-person meetings are subject to the restrictions of local, state and federal orders and should not exceed 50 percent of a room's capacity, assuming individuals can still maintain 6 feet of separation for physical distancing requirements. Departments or classrooms should remove or rearrange chairs and tables or add visual cue marks in meeting rooms to support physical distancing practices between attendees.

Meals: Before and after eating, you should wash your hands thoroughly to reduce the potential transmission of the virus. If dining in your apartment, in the lab, or in a restaurant, you should wear your mask or face covering until you are ready to eat and then replace it afterward. Meals from the dining hall during the spring semester will be provided as take-out options. Vending machines with 24-hour access to meal substitutions will also be available in the Cedar Halls. When eating it's important that students allow at least 6 feet of distance between yourselves and others. Individuals should not sit facing one another.

Housing: All residential students invited back to campus will be housed in single rooms and will be sharing a restroom with no more than one other student. Housing arrangements will be made in accordance with the physical distancing guidelines and laws that have been provided by federal, state and local officials. Spring new students will arrive on campus January 14 and returning students may begin returning on January 15-18. Classes will begin on January 19

While in campus housing, students are not permitted to have guests. This includes any non-residential JWU student, family, or friends. Students are discouraged from traveling on the weekends and will depart campus in May at the end of the semester.



Health & Well-Being

Counseling Services is here for you. Schedule an appointment by calling 980-598-1710. You may also call Protocall, our 24-hour behavioral health contact center service at 1-888-222-4805.

Not feeling well? Call Health Services at 980-598-1700 to speak with a nurse.

Key Phone Numbers

| | |
|---------------------------------------|--------------|
| Campus Safety & Security | 980-598-1900 |
| Residential Life | 980-598-1800 |
| Health Services | 980-598-1700 |
| Library | 980-598-1600 |
| The Village Bookstore | 980-598-1200 |
| Center For Academic Support | 980-598-1500 |
| Student Academic & Financial Services | 980-598-1300 |

Entry and Exit Control

Entry to buildings will be regulated and monitored. Your JWU ID card is required for entry to all buildings and you may not hold or prop open exterior doors for any other person.

If a student is being tested for COVID-19 or tests positive, access to campus buildings may be restricted and limited to the students' residential assignment and building.

